

County of Ventura Auditor-Controller's Office

Redevelopment Property Tax Trust Fund (RPTTF) Distributions

ROPS Allocation Period: July through December 2025 Distribution Date: June 2, 2025 (Actuals)

ROPS Redevelopment Property Tax Trust Fund (RPTTF) Allocation Cycle: ROPS 25-26A

Successor Agency: OJAI (prepared by: Ria Joseph date prepared: 04/30/25 updated by: Laura Uribe 5/27/2025)

 = data entry cell
= estimate for RPTTF report

Ojai Downtown Project Ojai Downtown 96 Anx

8882 8955

Redevelopment Property Tax Trust Fund (RPTTF) Collections for December 11 through April 10

| | TOTALS FOR STATE REPORT | (SB211/AB1290 - Tier I & Tier II) | (AB1290 - Tier I & Tier II) | Totals |
|---|----------------------------|-----------------------------------|-----------------------------|--------------|
| RPTTF Deposits by Apportionment from Tax Sheets (before Admin Fees & Collection Fees): | | | | |
| HOPTR 455-01 (December) | | 963.19 | 317.53 | 1,280.72 |
| HOPTR 455-02 (January) | | 2,247.43 | 740.91 | 2,988.34 |
| Unsecured 020-02 (January) | | 0.00 | 0.00 | 0.00 |
| Delinquent Unsecured Prior Year (DUPY) 040-01 (January) | | 0.00 | 0.00 | 0.00 |
| Manual Unsecured Prior Year (MUPY) 040-02 (February) | | 0.00 | 0.00 | 0.00 |
| Secured Redemption 030-04 (January) | | 0.00 | 0.00 | 0.00 |
| Secured 010-02 (April) | | 1,370,314.86 | 414,027.37 | 1,784,342.23 |
| Secured ARC True-up (April) | | 0.00 | 0.00 | 0.00 |
| Secured & Unsecured Property Tax Increment (TI) | 1,788,611.29 | 1,373,525.48 | 415,085.81 | 1,788,611.29 |
| Supplemental HOPTR 456-01 (December) | | 0.00 | 0.00 | 0.00 |
| Supplemental HOPTR 456-02 (January) | | 0.00 | 0.00 | 0.00 |
| Supplemental 310-02 (September) | | 15,296.36 | 3,358.96 | 18,655.32 |
| Supplemental 310-03 (November) | | 24,781.38 | 9,299.44 | 34,080.82 |
| Supplemental 310-04 (January) | | 32,134.42 | 12,342.65 | 44,477.07 |
| Supplemental 310-05 (March) | | 53,209.47 | 12,683.56 | 65,893.03 |
| Supplemental & Unitary Property TI | 163,106.24 | 125,421.63 | 37,684.61 | 163,106.24 |
| Excess Proceeds 060-xx (Variable)) | | 0.00 | 0.00 | 0.00 |
| Fish & Wildlife 641-xx (Variable) | | 0.00 | 0.00 | 0.00 |
| Housing Authority and Department of Transportation 651-xx (Variable) | | 0.00 | 0.00 | 0.00 |
| Interest Earned Apportionment 411-01 (December) | | 0.00 | 0.00 | 0.00 |
| Interest Earned Apportionment 411-02 (February) | | 0.00 | 0.00 | 0.00 |
| Racehorse 050-xx (Variable) | | 0.00 | 0.00 | 0.00 |
| Timber 250-xx (Variable) | | 0.00 | 0.00 | 0.00 |
| | 0.00 | 0.00 | 0.00 | 0.00 |
| Interest Earned VCFMS RPTTF account A302/7006 | 3,636.42 | | | |
| Interest Earned VCFMS LMIHF account A322/7006 | 0.00 | | | |
| Other/Miscellaneous items: | 0.00 | | | |
| Interest Earnings/Other | 3,636.42 | | | |
| Penalty Assessments | 0.00 | | | |
| Total RPTTF Deposits | 1,955,353.95 | | | |
| Total RPTTF Balance Available to Fund County Auditor Controller Administrative Costs and Passthroughs | 1,955,353.95 | | | |
| RPTTF Distributions (Includes all payments made pursuant to Health and Safety Code (H&S) Section 34183. Note that the following distributions are not | | | | |
| Total ABx1 26 administration costs for November - April | 5,375.66 | | | |
| ABx1 26 Administrative Fees to County Auditor-Controller | 5,375.66 | | | |
| Collection Fees 1/4 of 1% from tax sheets | | | | |
| Unsecured 020-02 (January) | | 0.00 | 0.00 | 0.00 |
| Delinquent Unsecured Prior Year (DUPY) 040-01 (January) | | 0.00 | 0.00 | 0.00 |

County of Ventura Auditor-Controller's Office
Redevelopment Property Tax Trust Fund (RPTTF) Distributions
ROPS Allocation Period: July through December 2025 Distribution Date: June 2, 2025 (Actuals)
ROPS Redevelopment Property Tax Trust Fund (RPTTF) Allocation Cycle: ROPS 25-26A
Successor Agency: OJAI (prepared by: Ria Joseph date prepared: 04/30/25 updated by: Laura Uribe 5/27/2025)

 = data entry cell
 = estimate for RPTTF report

| Redevelopment Property Tax Trust Fund (RPTTF) Collections for December 11 through April 10 | | Ojai Downtown Project | Ojai Downtown 96 Anx | | |
|--|------------|---|----------------------|-----------------------------------|-----------------------------|
| | | 8882 | 8955 | | |
| | | TOTALS FOR STATE REPORT | | (SB211/AB1290 - Tier I & Tier II) | (AB1290 - Tier I & Tier II) |
| | | | | Totals | |
| Secured Redemption 030-04 (January) | | 0.00 | 0.00 | 0.00 | |
| Secured 010-02 (April) | | 3,425.79 | 1,035.07 | 4,460.86 | |
| 5% Supplemental Fee from tax sheets | | | | | |
| Supplemental HOPTR 456-01 (December) | | 0.00 | 0.00 | 0.00 | |
| Supplemental HOPTR 456-02 (January) | | 0.00 | 0.00 | 0.00 | |
| Supplemental 310-02 (January) | | 764.82 | 167.95 | 932.77 | |
| Supplemental 310-03 (January) | | 1,239.07 | 464.97 | 1,704.04 | |
| Supplemental 310-04 (January) | | 1,606.72 | 617.13 | 2,223.85 | |
| Supplemental 310-05 (March) | | 2,660.47 | 634.18 | 3,294.65 | |
| SB2557 Administration Fees from tax sheets | | 26,358.72 | 7,832.83 | 34,191.55 | |
| Total "SB2557" Admin Fees | 46,807.72 | 36,055.59 | 10,752.13 | 46,807.72 | |
| SCO Invoices for Audit and Oversight (Funding will only be allocated for this purpose when there is sufficient RPTTF to fully fund the approved enforceable obligations) | 0.00 | | | | |
| Total Administrative Distributions | 52,183.38 | | | | |
| Passthrough Distributions | | Pass-through by project by taxing entity: | | Net Pass-through | Total Pass-through |
| City Pass-through Payments | | | | | |
| 8020 City of Ojai | | 39,381.81 | 11,510.75 | 50,892.56 | 50,892.56 |
| Total City Passthrough Payments | 50,892.56 | | | | |
| County Passthrough Payments | | | | | |
| 4001 Prop 13 Max 1% Tax (County GF) | | 86,490.44 | 20,478.75 | 106,969.19 | 106,969.19 |
| 4401 Ventura County Library | | 5,139.78 | 1,573.53 | 6,713.31 | 6,713.31 |
| 6001 Ventura County Fire Protection | | 44,085.14 | 16,877.68 | 60,962.82 | 60,962.82 |
| 6100 VC Watershed Protection Admin | | 780.24 | 246.84 | 1,027.08 | 1,027.08 |
| 6110 VC County Control Flood Zone #1 | | 7,941.17 | 2,467.28 | 10,408.45 | 10,408.45 |
| Total County Passthrough Payments | 186,080.85 | 144,436.77 | 41,644.08 | 186,080.85 | 186,080.85 |
| Special District Passthrough Payments | | | | | |
| 7059 Ojai Valley San District | | 17,370.49 | 3,993.16 | 21,363.65 | 21,363.65 |
| 8604 Casitas Municipal Water District | | 10,987.25 | 2,476.04 | 13,463.29 | 13,463.29 |
| 8605 Casitas Municipal Water District Bond | | n/a | n/a | n/a | n/a |
| Total Special District Passthrough Payments | 34,826.94 | 28,357.74 | 6,469.20 | 34,826.94 | 34,826.94 |
| K-12 School Passthrough Payments - Tax Portion | | | | | |
| 2004 Unified Sch Gen Ojai - Tax Portion | | 45,703.03 | 16,832.52 | 62,535.55 | 62,535.55 |
| Total K-12 School Passthrough Payments - Tax Portion | 62,535.55 | | | | |
| K-12 School Passthrough Payments - Facilities Portion | | | | | |

County of Ventura Auditor-Controller's Office

Redevelopment Property Tax Trust Fund (RPTTF) Distributions

ROPS Allocation Period: July through December 2025 Distribution Date: June 2, 2025 (Actuals)

ROPS Redevelopment Property Tax Trust Fund (RPTTF) Allocation Cycle: ROPS 25-26A

Successor Agency: OJAI (prepared by: Ria Joseph date prepared: 04/30/25 updated by: Laura Uribe 5/27/2025)



 = data entry cell
 = estimate for RPTTF report

Redevelopment Property Tax Trust Fund (RPTTF) Collections for December 11 through April 10

| | | Ojai Downtown Project 8882 | Ojai Downtown 96 Anx 8955 | | |
|---|----------------------------|-----------------------------------|------------------------------|--------------------------|--------------------------|
| | TOTALS FOR STATE REPORT | (SB211/AB1290 - Tier I & Tier II) | (AB1290 - Tier I & Tier II) | Totals | |
| 2004 Unified Sch Gen Ojai - Facilities Portion | | <u>59,846.70</u> | <u>22,041.66</u> | <u>81,888.36</u> | <u>81,888.36</u> |
| Total K-12 School Passthrough Payments - Facilities Portion | 81,888.36 | | | | |
| Community College Passthrough Payments - Tax Portion | | | | | |
| 2015 VTA Com College Gen - Tax Portion | | 7,621.97 | 2,807.18 | 10,429.15 | 10,429.15 |
| 2019 VTA College Child Ctr - Tax Portion | | <u>39.40</u> | <u>14.51</u> | <u>53.91</u> | <u>53.91</u> |
| Total Community College Passthrough Payments - Tax Portion | 10,483.06 | <u>7,661.37</u> | <u>2,821.69</u> | <u>10,483.06</u> | <u>10,483.06</u> |
| Community College Passthrough Payments - Facilities Portion | | | | | |
| 2015 VTA Com College Gen - Facilities Portion | | 8,424.28 | 3,102.68 | 11,526.96 | 11,526.96 |
| 2019 VTA College Child Ctr - Facilities Portion | | 43.55 | <u>16.04</u> | <u>59.59</u> | <u>59.59</u> |
| Total Community College Passthrough Payments - Facilities Portion | 11,586.55 | <u>8,467.83</u> | <u>3,118.72</u> | <u>11,586.55</u> | <u>11,586.55</u> |
| County Office of Education - Tax Portion | | | | | |
| 4005 County Office of Education - Tax Portion | 1,843.15 | <u>1,347.03</u> | <u>496.12</u> | <u>1,843.15</u> | <u>1,843.15</u> |
| County Office of Education - Facilities Portion | | | | | |
| 4005 County Office of Education - Facilities Portion | 7,857.66 | <u>5,742.62</u> | <u>2,115.04</u> | <u>7,857.66</u> | <u>7,857.66</u> |
| Education Revenue Augmentation Fund (ERAF) | | | | | |
| 4002 ERAF 92-93 Shift | | N/A | 8,104.62 | 8,104.62 | 8,104.62 |
| 4004 ERAF 93-94 Shift | | N/A | <u>13,825.19</u> | <u>13,825.19</u> | <u>13,825.19</u> |
| Total ERAF Passthrough Payments | 21,929.81 | | <u>21,929.81</u> | <u>21,929.81</u> | <u>21,929.81</u> |
| Total Passthrough Distributions | <u>469,924.49</u> | <u>340,944.90</u> | <u>128,979.59</u> | <u>469,924.49</u> | <u>469,924.49</u> |
| Total Administrative and Passthrough Distributions | <u>522,107.87</u> | <u>0.00</u> | <u>0.00</u> | <u>0.00</u> | <u>0.00</u> |
| Total RPTTF Balance Available to Fund Enforceable Obligations (EOs) | <u>1,433,246.08</u> | | | | |
| 8605 Casitas Municipal Water District Bond | | 10,713.80 | 3,289.26 | <u>14,003.06</u> | <u>14,003.06</u> |
| Pension Override/State Water Project Override Revenues pursuant to HSC 34183 (a) (1) (B) | <u>14,003.06</u> | | | <u>0.00</u> | <u>0.00</u> |
| Total RPTTF Balance Available to Fund Enforceable Obligations (EOs) after SB107 | <u>1,419,243.02</u> | | | | |
| Finance Approved RPTTF for Distribution - Include the total RPTTF approved for SA non-admin and admin costs. Should the RPTTF be insufficient to fund all approved amounts during the "A" period of the annual ROPS, the "A" period shortfall amount will be funded during the "B" period if sufficient RPTTF is available. | | | | | |
| Non-Admin Enforceable Obligations (EOs) | <u>226,285.00</u> | | | | |
| Admin Enforceable Obligations (EOs) | <u>0.00</u> | | | | |
| Total Finance Approved RPTTF for Distribution | <u>226,285.00</u> | | | | |

CAC Distributed ROPS RPTTF

Redevelopment Property Tax Trust Fund (RPTTF) Distributions

 = data entry cell
 = estimate for RPTTF report

Successor Agency: OJAI (prepared by: Ria Joseph date prepared: 04/30/25 updated by: Laura Uribe 5/27/2025)

| | |
|-------------------------------|------------------------------|
| Ojai Downtown Project 8882 | Ojai Downtown 96 Anx 8955 |
|-------------------------------|------------------------------|

| TOTALS FOR STATE | | |
|------------------|-----------------------------------|-----------------------------|
| REPORT | (SB211/AB1290 - Tier I & Tier II) | (AB1290 - Tier I & Tier II) |
| | | Totals |
| 226,285.00 | | |
| 0.00 | | |
| 226,285.00 | | |
| 0.00 | | |
| 0.00 | | |
| 1,192,958.02 | | |

City Residual Payments

| | | | |
|------|------------------------------|------------|------------|
| 8020 | City of Ojai | 194,594.99 | |
| | Total City Residual Payments | | 194,594.99 |

| | | | |
|------|---------------------------------|------------|------------|
| 4401 | Prop 13 Max 1% Tax (County GF) | 256,669.16 | |
| 4401 | Ventura County Library | 15,979.88 | |
| 6001 | Ventura County Fire Protection | 143,958.19 | |
| 6100 | VC Watershed Protection Admin | 2,442.05 | |
| 6110 | VC County Control Flood Zone #1 | 24,763.24 | |
| | Total County Residual Payments | | 443,812.52 |

| | | | |
|------|--|-----------|-----------|
| 7059 | Ojai Valley San District | 51,304.53 | |
| 8604 | Casitas Municipal Water District | 32,349.92 | |
| 8605 | Casitas Municipal Water District Bond | 9,507.14 | |
| | Total Special District Residual Payments | | 93,161.59 |



| | | | |
|------|-------------------------------------|------------|------------|
| 2004 | Unified Sch Gen Ojai | 341,538.58 | |
| | Total K-12 School Residual Payments | | 341,538.58 |

| | | |
|---|-----------|-----------|
| 2015 VTA Com College Gen | 51,922.54 | |
| 2019 VTA College Child Ctr | 268.40 | |
| Total Community College Residual Payments | | 52,190.94 |

| | | |
|---|-----------|-----------|
| 4005 County Office of Education - Tax Portion | 22,940.79 | 22,940.79 |
|---|-----------|-----------|

Education Revenue Augmentation Fund (ERAF) Residual Payments

Redevelopment Property Tax Trust Fund (RPTTF) Distributions

 = data entry cell
 = estimate for RPTTF report

= estimate for RPTTF report

Successor Agency: OJAI (prepared by: Ria Joseph date prepared: 04/30/25 updated by: Laura Uribe 5/27/2025)

Redevelopment Property Tax Trust Fund (RPTTF) Collections for December 11 through April 10

Ojai Downtown 96 Anx

8955

TOTALS FOR STATE

REPORT

(SB211/AB1290 - Tier I & Tier II)

I) (AB1290 - Tier I & Tier II)

Totals

4002 ERAF 92-93 Shift

16,526.69

4004 ERAF 93-94 Shift

28,191.92

Total ERAF (Please break out the ERAF amounts into the following categories if this information is readily available):

44,718.61

ERAF - K-12

36,655.19

4002 ERAF 92-93 Shift

13,546.69

4004 ERAF 93-94 Shift

23,108.51

ERAF - Community Colleges

5,601.33

4002 ERAF 92-93 Shift

2,070.09

4004 ERAF 93-94 Shift

3,531.24

ERAF - County Offices of Education

2.462.09

4002 ERAF 92-93 Shift

909.92

4004 ERAF 93-94 Shift

1,552.17

44,718.61

Total Residual Distributions (Total Residual Distributions Must Equal the

1,192,958.02

cross-foot check

0.00

Total Residual Distributions to K-14 Schools:

461,388.92

Percentage of Residual Distributions to K-14 Schools

38.68%

Comments: